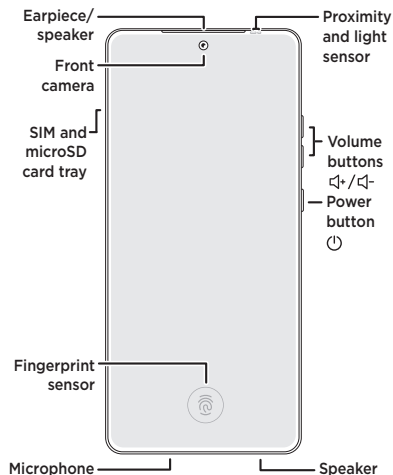


Meet your

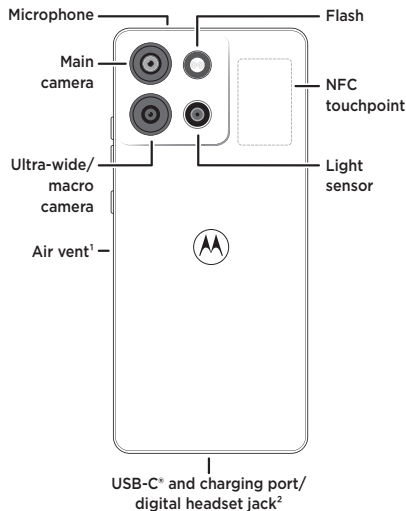
moto g 86 POWER

5G



Before using your phone, please read the legal, safety and regulatory information provided with your product.

¹ **Air vent:** to prevent noise during calls or media playback, ensure protective accessories like films, covers and their adhesives do not obstruct the air vent hole.



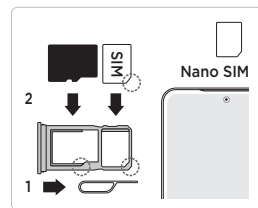
Put the card(s) in and power on

- 1 Insert the SIM tool into the hole next to the SIM and microSD card tray to pop out the tray.

Make sure you use the correct size of SIM card and don't cut the SIM card.


- 2 Insert the SIM card with the gold contacts down, then gently push the tray into the slot.



Add a microSD card (optional, sold separately) for additional storage.



eSIM option: your phone may support an eSIM (embedded SIM card) in addition to the physical SIM card. Contact your service provider for details if you want to activate and use it.

Connect with 5G: 5G service plan and 5G network coverage required; available only in selected areas; device not compatible with all 5G networks. Contact your service provider for details.

- 3 Press and hold the power button  to turn on your phone, then follow the prompts to get started.

To turn off your phone, press the power and volume up buttons  +  at the same time.

Energy label: the energy label and product information defined within Regulation (EU) 2023/1669 is available at <https://eprel.ec.europa.eu/screen/home>.

² **Use a headset:** to use a headset, you'll need one with a USB-C connector. If you're using a 3.5mm headset, you'll need an adapter to connect a 3.5mm connector to USB-C. Headset and adapter may be sold separately.



Scan with your **Camera** app for how-to videos. Or visit motorola.com/g86power/row.





With **moto care**, extend your warranty coverage up to three years, and take advantage of features like accidental damage protection. Visit:

motorola.com/motocare
(UK and Ireland only)



motorola.com



80602110H001-A



Printed in China

Help and more

Get answers, updates and info:

- **Help is here:** from the Home screen, swipe up and tap **Settings > Help** to learn how to use your phone and get support.
- **Get more:** get software, user guides and more at www.motorola.com/mymotoq.

Screen protector. Screen protectors may reduce your phone's touchscreen sensitivity. Do not use screen protectors thicker than 0.5mm.

Legal information. This guide provides important legal, safety and regulatory information that you should read before using your product. For the complete legal information, from the Home screen swipe up and tap **Settings > Q**, then type **Legal information** or visit www.motorola.com/device-legal.

Dust and water resistance. For detailed information about your phone's dust and water resistance design and care tips, swipe up and tap **Settings > Help**, or refer to the *user guide*.

Charging and battery safety. The battery in your phone can be removed by suitably competent individuals following Motorola-approved repair and service manuals. To prevent possible burning and injury, always follow the instructions provided. If your phone becomes unresponsive, press and hold the power button until the screen goes dark and your phone restarts.

The phone supports QC and USB PD fast charging. The power delivered by the charger must be between min 5 Watts required by the radio equipment, and max 33 Watts in order to achieve the maximum charging speed. For the fastest charging speeds, choose a Motorola 33W or higher USB-A QC (Quick Charge) charger (may be sold separately) with the included QC cable, or a Motorola 68W or higher USB-C PD (Power Delivery) charger and compatible PD cable (both may be sold separately). Use of other chargers is not recommended and may impair the charging performance.

Chargers that do not comply with applicable national standards may be unsafe, with risk of death or injury, and may cause slow charging or product damage. Don't charge your phone in temperatures below -20°C or above 45°C. To view applicable standards and to learn more, see the "Legal information" section of this guide or visit www.motorola.com/device-legal.

Warning about high volume usage. To prevent possible hearing damage, do not listen at high volume levels for long periods. When your headset volume reaches the high volume threshold, a warning will be shown. Tap **OK** to dismiss it, or wait one to five seconds, then press the volume up button to dismiss the alert and enable the volume to continue to be adjusted.

Disposal and recycling. Don't dispose of your battery or mobile device with your household waste. For help recycling products and packaging responsibly, visit www.motorola.com/recycling.

Extreme heat or cold. Don't use your phone in temperatures below -20°C or above 45°C. Don't store or transport your phone in temperatures below -20°C or above 60°C.

Legal disclaimers. Features, services and applications are network dependent and may not be available in all areas; additional terms/charges may apply. Product specifications and other information contained in this guide are believed to be accurate at the time of printing or release.

Motorola reserves the right to correct or change any information without notice.

Arbitration. Your purchase is governed by a binding arbitration clause. For more information and how to opt out, see the legal guide that came with your phone.

SAR information (on e-label). To view specific absorption rate (SAR) values for this phone, from the Home screen, swipe up and tap **Settings > Q**, then type **Regulatory labels**, from your phone's dial pad, type ***#07#** or visit www.motorola.com/sar.

Supported frequencies and power (Model XT2527-7). This phone is capable of operation on the following frequencies, subject to location and network availability.

Operating mode	Frequency range MHz/Band	Maximum nominal transmit power dBm
Bluetooth	2400 - 2483.5	20 dBm EIRP
Wi-Fi	2400 - 2483.5/5250 - 5350/5470 - 5725	20 dBm EIRP
Wi-Fi	5150 - 5250	23 dBm EIRP
Wi-Fi	5725 - 5850	14 dBm EIRP
GNSS	1559 - 1610	N/A
NFC	13.56	-15.69 dBuA/m @ 10m
GSM	2*/3*/5/8	33/30*
UMTS	1/2/5/8	24
LTE	1/2/3/5/7/8/20/26/28/32/38/40/41*/42/71	23/26*
5G	n1/3/5/7/8/20/26/28/38/40/41/71/77*/78*	23/26*

Copyright and trademarks. MOTOROLA, the stylised M logo, MOTO and the MOTO family of marks are trademarks or registered trademarks of Motorola Trademark Holdings, LLC. USB Type-C* and USB-C* are registered trademarks of USB Implementers Forum. All other product or service names are the property of their respective owners.

© 2025 Motorola Mobility LLC. All rights reserved.

Product ID: **moto g86 power 5G** (Model XT2527-7)

Manual Number: 80602110H001-A

